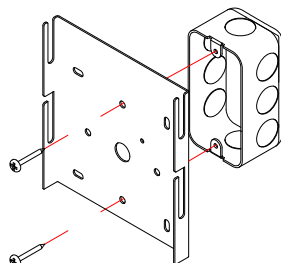
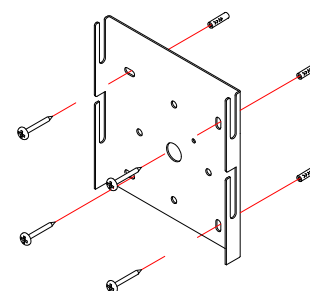


- ① Fix the bracket on the wall
(use appropriate anchors
depending on the type of wall)

Fissare la staffa alla parete
(utilizzare tasselli appropriati
in base al tipo di parete).



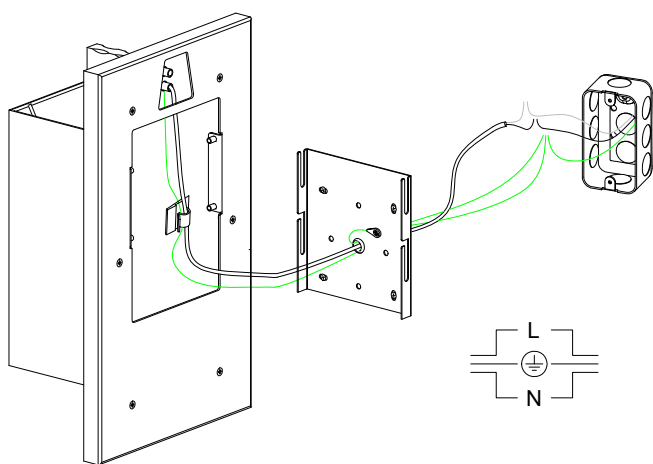
USA



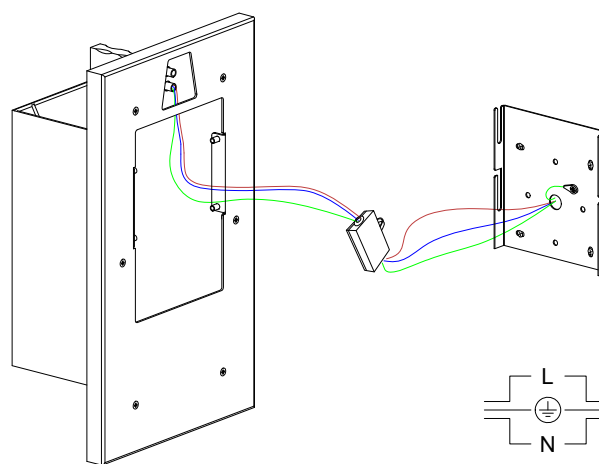
CE

- ② Connect the lamp to the main power following the sketch.

Connettere la lampada all'impianto elettrico seguendo lo schema.



USA



CE

- ③ Hang the lamp on the bracket.
DON'T hold it from the shade!

Appendere la lampada alla staffa.
NON sostenere la lampada dal paralume!

