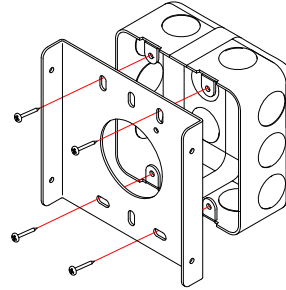
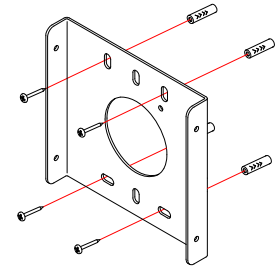


- ① Fix the bracket on the wall
(use appropriate anchors
depending on the type of wall)

Fissare la staffa alla parete
(utilizzare tasselli appropriati
in base al tipo di parete).



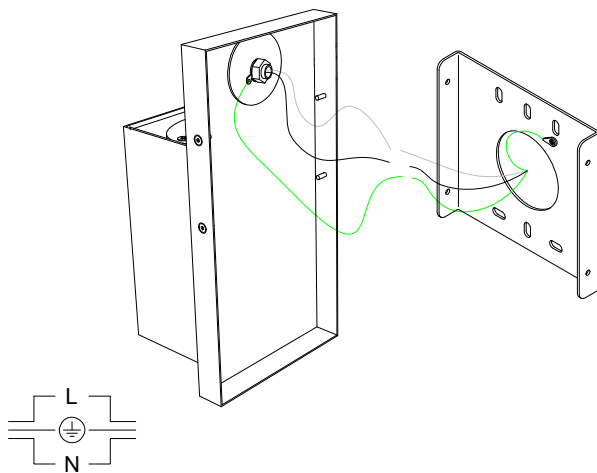
USA



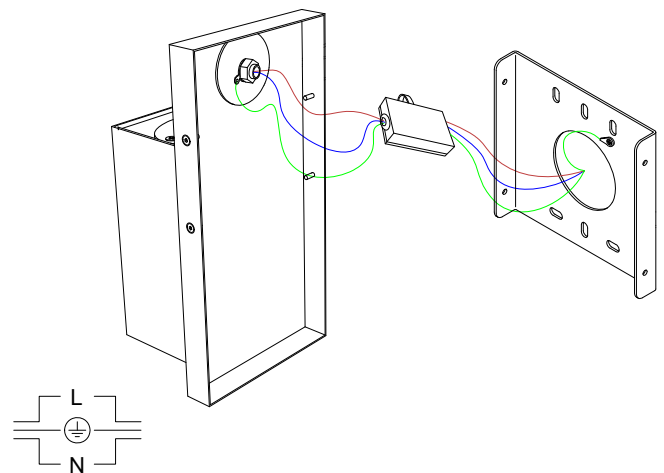
CE

- ② Connect the lamp to the main power following the sketch.

Connettere la lampada all'impianto elettrico seguendo lo schema.



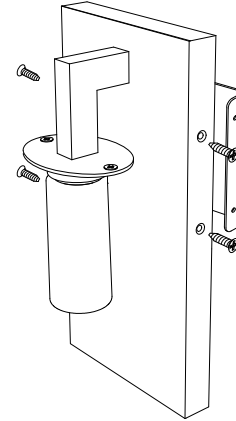
USA



CE

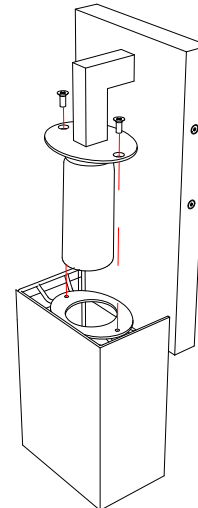
- ③ Fix the lamp to the bracket with the screws provided.

Fissare la lampada alla staffa
tramite le viti fornite



- ④ Fix the lampshade to the frame with the screws provided.

Fissare il paralume alla
struttura con le viti fornite.



REPLACING THE BULB

----- SOSTITUZIONE DELLA LAMPADINA

- ① Unscrew the glass and remove the bulb.

Svitare il vetro e rimuovere la
lampadina.

